



LITHIONICS BATTERY®

LITHIUM ION IRON PHOSPHATE BATTERY SYSTEMS



MODEL NUMBER:
GTX24V275A-F27-DIN-MODULE

EXTERNAL BMS
VERSION

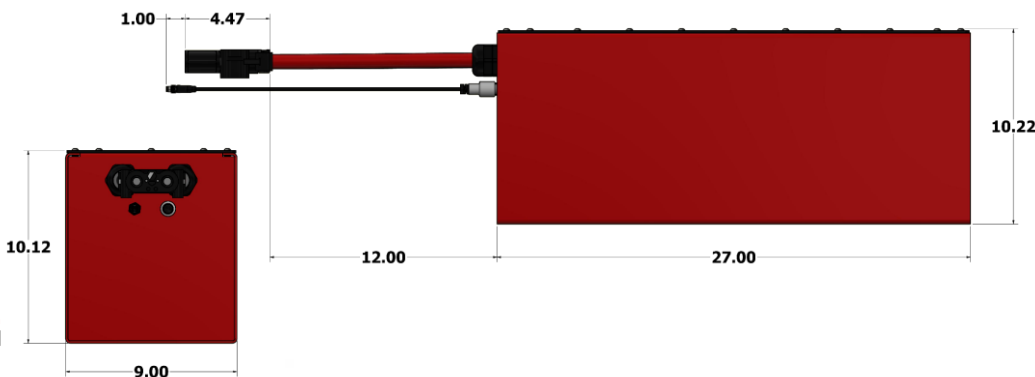


EXTERNAL BMS REQUIRED

BMS SOLD SEPARATELY. SEE BMS DATA SHEET PROVIDED BY LITHIONICS BATTERY®.

Item	Description
Model	GTX24V275A-F27-DIN-MODULE
Nominal Voltage	25.6V
Nominal Capacity	275Ah
Nominal Watt Hours	7,100Wh
Internal Resistance	<3mΩ
Charge	
Charging temperature range	32F/0C to 131F/55C
Charge voltage	29.2V
Recommended float charge voltage(for standby use)	26.8V
Recommended charge current	142.5A
Allowed max charge current*	200A
Discharge	
Discharging temperature range	-4F/-20C to 131F/55C
Operating Voltage Range	23.2V to 26.8V
Recommended discharge current	200A
Max discharge current*	200A
Pulse discharge current	550A
Discharge cut-off voltage	NeverDie® Power Reserve @ 24.0V Low-Voltage Cut-Off @23.2V
Mechanical	
Dimensions	Length 27.0" Width 9.0" Height 10.2"
Weight	Approx. 122lbs (55.5kg)
Storage	
Storage Temperature & Humidity Range	< 1 Month -4~95°F (-20~35°C), 45~75%RH < 3 Months 14~86°F (-10~30°C), 45~75%RH
Recommended storage	59~95°F (15~35°C), 45%RH~75%RH
Long Term Storage	If the battery needs to be stored for > 3 months the voltage should be 26.4V (50%SOC), and stored at the recommended storage specifications shown above. Additionally, the battery needs at least one charge & discharge cycle every six months.
Self-discharge rate	Residual capacity ≤3% per month; ≤15% per year Reversible capacity ≤1.5%per month; ≤8% per year

* Maximum charging and discharging rates apply depending upon the ambient temperature and duty cycle of the system. UL1973 tests of maximum charge and discharge current were performed at 25°C/77°F



NEVERDIE®

ENERGY

275 AMP HOURS

PULSE AMPS: 550 (1 SEC)

7100 WATT-HOURS

WARNING

1. LITHIUM BATTERIES ARE NOT DESIGNED FOR CHARGING IN SUB-FREEZING TEMPERATURES. CONTACT LITHIONICS BATTERY® FOR DETAILS ON OUR COLD WEATHER PACKAGE.
2. INSTALLATION: IT IS RECOMMENDED THAT BATTERIES BE INSTALLED CABLE OR TERMINAL SIDE UP.

NOTE: CONTACT LITHIONICS BATTERY® FOR A USER INSTALLATION GUIDE & STORAGE PROCEDURES. FOLLOW THE GUIDE TO ENSURE FITNESS OF USE & WARRANTY.

**24V
GTX
SERIES**