


LITHIONICS BATTERY®

LITHIUM ION IRON PHOSPHATE BATTERY SYSTEMS



MODEL NUMBER:
GTR24V300A-F39-DIN-MODULE

EXTERNAL BMS
VERSION



EXTERNAL BMS REQUIRED

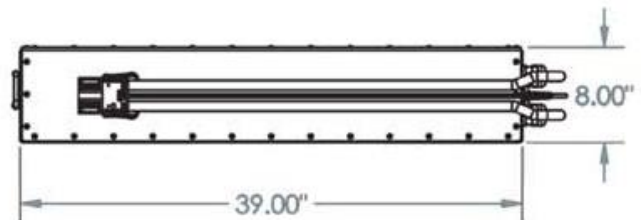
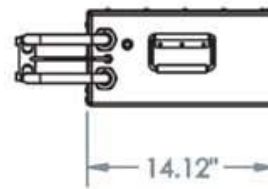
BMS SOLD SEPARATELY. SEE BMS DATA SHEET PROVIDED BY LITHIONICS BATTERY®.

Item	Description	
Model	GTR24V300A-F39-DIN-MODULE	
Nominal Voltage	25.6	
Nominal Capacity	300	
Nominal Watt Hours	7680	
Internal Resistance	<300 milliohms	
Charge		
Charging temperature range	32F/0C to 113F/45C	
Charge voltage	29.2	
Recommended float charge voltage(for standby use)	26.8	
Recommended charge current*	100	
Allowed max charge current*	250	
Discharge		
Discharging temperature range	-4F/-20C to 131F/55C	
Operating Voltage Range	23.2 to 26.8	
Recommended discharge current*	150	
Max discharge current*	300	
Pulse discharge current	3000	
Discharge cut-off voltage	NeverDie® Power Reserve @ 24.00 Low-Voltage Cut-Off @23.2	
Mechanical		
Dimensions	Length 39.0" Width 14.12" Height 8"	
Weight	Approx. 169lbs (76.7kg)	
Storage		
Storage Temperature & Humidity Range	< 1 Month	-4~95°F (-20~35°C), 45~75%RH
	< 3 Months	14~86°F (-10~30°C), 45~75%RH
	Recommended storage	59~95°F (15~35°C), 45%RH~75%RH
Long Term Storage	If the battery needs to be stored for > 3 months the voltage should be 26.4V (50%SOC), and stored at the recommended storage specifications shown above. Additionally, the battery needs at least one charge & discharge cycle every six months.	
Self-discharge rate	Residual capacity	≤3% per month; ≤15% per year
	Reversible capacity	≤1.5%per month; ≤8% per year

* Maximum charging and discharging rates apply depending upon the ambient temperature and duty cycle of the system. UL1973 tests of maximum charge and discharge current were performed at 25°C/77°F



NEVERDIE®



ENERGY

300 AMP HOURS

PULSE AMPS: 3000 (1 SEC)

7680 WATT-HOURS

WARNING

1. LITHIUM BATTERIES ARE NOT DESIGNED FOR CHARGING IN SUB-FREEZING TEMPERATURES. CONTACT LITHIONICS BATTERY® FOR DETAILS ON OUR COLD WEATHER PACKAGE.
2. INSTALLATION: IT IS RECOMMENDED THAT BATTERIES BE INSTALLED CABLE OR TERMINAL SIDE UP.

NOTE: CONTACT LITHIONICS BATTERY® FOR A USER INSTALLATION GUIDE & STORAGE PROCEDURES. FOLLOW THE GUIDE TO ENSURE FITNESS OF USE & WARRANTY.

24V
GTR
SERIES