



# LITHIONICS BATTERY®

LITHIUM ION IRON PHOSPHATE BATTERY SYSTEMS



MODEL NUMBER:  
GTX24V275A-F25-DIN-MODULE

EXTERNAL BMS  
VERSION

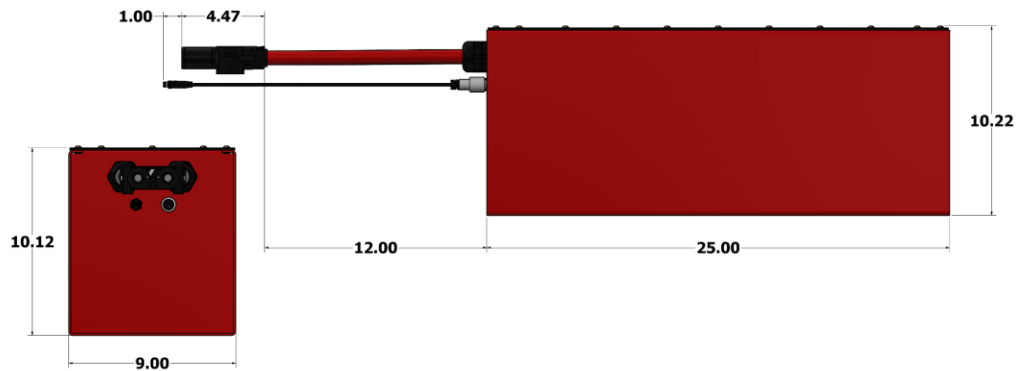


**EXTERNAL BMS REQUIRED**

BMS SOLD SEPARATELY. SEE BMS  
DATA SHEET PROVIDED BY LITHIONICS  
BATTERY®.

Item	Description	
Model	GTX24V275A-F25C-DIN20-MODULE	
Nominal Voltage	25.6V	
Nominal Capacity	275Ah	
Nominal Watt Hours	7,100Wh	
Internal Resistance	<3mΩ	
<b>Charge</b>		
Charging temperature range	32F/0C to 113F/45C	
Charge voltage	29.2V	
Recommended float charge voltage(for standby use)	26.8V	
Recommended charge current	142.5A	
Allowed max charge current*	200A	
<b>Discharge</b>		
Discharging temperature range	-4F/-20C to 131F/55C	
Operating Voltage Range	23.2V to 26.8V	
Recommended discharge current	200A	
Max discharge current*	200A	
Pulse discharge current	2,750A	
Discharge cut-off voltage	NeverDie® Power Reserve @ 24.0V Low-Voltage Cut-Off @23.2V	
<b>Mechanical</b>		
Dimensions	Length 25.0"	
	Width 9.0"	
	Height 10.2"	
Weight	Approx. 122lbs (55.5kg)	
<b>Storage</b>		
Storage Temperature & Humidity Range	< 1 Month	-4~95°F (-20~35°C), 45~75%RH
	< 3 Months	14~86°F (-10~30°C), 45~75%RH
	Recommended storage	59~95°F (15~35°C), 45%RH~75%RH
Long Term Storage	If the battery needs to be stored for > 3 months the voltage should be 13.2V (50%SOC), and stored at the recommended storage specifications shown above. Additionally, the battery needs at least one charge & discharge cycle every six months.	
Self-discharge rate	Residual capacity	≤3% per month; ≤15% per year
	Reversible capacity	≤1.5%per month; ≤8% per year

\* Maximum charging and discharging rates apply depending upon the ambient temperature and duty cycle of the system. UL1973 tests of maximum charge and discharge current were performed at 25°C/77°F



**NEVERDIE®**

ENERGY

275 AMP HOURS

PULSE AMPS: 2750 (1 SEC)

7100 WATT-HOURS

**WARNING**

1. LITHIUM BATTERIES ARE NOT DESIGNED FOR CHARGING IN SUB-FREEZING TEMPERATURES. CONTACT LITHIONICS BATTERY® FOR DETAILS ON OUR COLD WEATHER PACKAGE.
2. INSTALLATION: IT IS RECOMMENDED THAT BATTERIES BE INSTALLED CABLE OR TERMINAL SIDE UP.

NOTE: CONTACT LITHIONICS BATTERY® FOR A USER INSTALLATION GUIDE & STORAGE PROCEDURES. FOLLOW THE GUIDE TO ENSURE FITNESS OF USE & WARRANTY.

**24V  
GTX  
SERIES**