



# LITHIONICS BATTERY®

LITHIUM ION IRON PHOSPHATE BATTERY SYSTEMS



MODEL NUMBER:  
GTX12V555A-F25-DIN-MODULE

EXTERNAL BMS  
VERSION

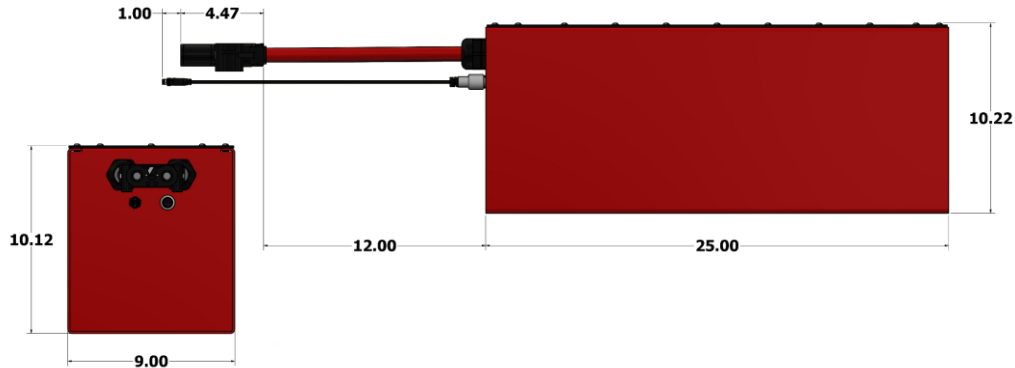


**EXTERNAL BMS REQUIRED**

BMS SOLD SEPARATELY. SEE BMS  
DATA SHEET PROVIDED BY LITHIONICS  
BATTERY®.

Item	Description
Model	GTX12V555A-F25A-DIN40-MODULE
Nominal Voltage	12.8V
Nominal Capacity	555Ah
Nominal Watt Hours	7,100Wh
Internal Resistance	<3mΩ
<b>Charge</b>	
Charging temperature range	32F/0C to 113F/45C
Charge voltage	14.6V
Recommended float charge voltage(for standby use)	13.4V
Recommended charge current	285A
Allowed max charge current*	400A
<b>Discharge</b>	
Discharging temperature range	-4F/-20C to 131F/55C
Operating Voltage Range	11.6V to 13.4V
Recommended discharge current*	285A
Max discharge current*	400A
Pulse discharge current	5,550A
Discharge cut-off voltage	NeverDie® Power Reserve @ 12.0V Low-Voltage Cut-Off @11.6V
<b>Mechanical</b>	
Dimensions	Length 25.0" Width 9.0" Height 10.2"
Weight	Approx. 119lbs (54kg)
<b>Storage</b>	
Storage Temperature & Humidity Range	< 1 Month -4~95°F (-20~35°C), 45~75%RH < 3 Months 14~86°F (-10~30°C), 45~75%RH Recommended storage 59~95°F (15~35°C), 45%RH~75%RH
Long Term Storage	If the battery needs to be stored for > 3 months the voltage should be 13.2V (50%SOC), and stored at the recommended storage specifications shown above. Additionally, the battery needs at least one charge & discharge cycle every six months.
Self-discharge rate	Residual capacity ≤3% per month; ≤15% per year Reversible capacity ≤1.5%per month; ≤8% per year

\* Maximum charging and discharging rates apply depending upon the ambient temperature and duty cycle of the system. UL1973 tests of maximum charge and discharge current were performed at 25°C/77°F



**NEVERDIE®**

ENERGY

555 AMP HOURS

PULSE AMPS: 5550 (1 SEC)

7100 WATT-HOURS

**WARNING**

1. LITHIUM BATTERIES ARE NOT DESIGNED FOR CHARGING IN SUB-FREEZING TEMPERATURES. CONTACT LITHIONICS BATTERY® FOR DETAILS ON OUR COLD WEATHER PACKAGE.
2. INSTALLATION: IT IS RECOMMENDED THAT BATTERIES BE INSTALLED CABLE OR TERMINAL SIDE UP.

NOTE: CONTACT LITHIONICS BATTERY® FOR A USER INSTALLATION GUIDE & STORAGE PROCEDURES. FOLLOW THE GUIDE TO ENSURE FITNESS OF USE & WARRANTY.

**12V  
GTX  
SERIES**