

LITHIONICS BATTERY®

LITHIUM-ION IRON PHOSPHATE BATTERY SYSTEMS



MODEL NUMBER:
GTX12V320A-E2107-CS200-UL

Designed with Bluetooth® Wireless Monitoring,
Internal Heater Kit, UL Aux. DC Breaker support,
Aluminum Alloy Enclosure



INTERNAL BMS
VERSION



Wireless Battery Monitoring via
Lithionics Battery® Monitor App



Item	Description	
Model	GTX12V320A-E2107-CS200-UL	
Nominal Voltage	12.8V	
Nominal Capacity	320Ah	
Nominal Watt Hours	4096Wh	
Internal Resistance	<3mΩ	
Charge		
Charging temperature range	32F/0C to 131F/55C	
Charge voltage	14.4V	
Recommended float charge voltage(for standby use)	13.4-13.6V	
Recommended max charge current*	157.5A	
Allowed max charge current*	250A	
Discharge		
Discharging temperature range	-4F/-20C to 131F/55C	
Operating Voltage Range	10.4-13.4V	
Recommended max discharge current*	200A	
Max discharge current*	250A	
Pulse discharge current (1 second)	1200A	
Discharge cut-off voltage	NeverDie® Power Reserve @ 12.0V Low-Voltage Cut-Off @10.4V	
Mechanical		
Dimensions	Length 20.3" Width 6.4" Height 10.0"	
Mounting Orientation	Upright position only (terminals up)	
Weight	Approx. 68lbs (30.8kg)	
Terminal Bolt Size	M8-1.25x14mm	
Storage		
Storage Temperature & Humidity Range	< 1 Month	-4~95°F (-20~35°C), 45~75%RH
	< 3 Months	14~86°F (-10~30°C), 45~75%RH
	Recommended storage	59~95°F (15~35°C), 45%RH~75%RH
Long Term Storage	If the battery needs to be stored for > 3 months the voltage should be 13.2V (50%SOC), and stored at the recommended storage specifications shown above. Additionally, the battery needs at least one charge & discharge cycle every six months.	
Self-discharge rate	Residual capacity	≤3% per month; ≤15% per year
	Reversible capacity	≤1.5%per month; ≤8% per year



30% Smaller than 3 x 100AH Group31
Batteries, with Extra 20AH to Spare

INTERNAL NEVERDIE® BMS FEATURES

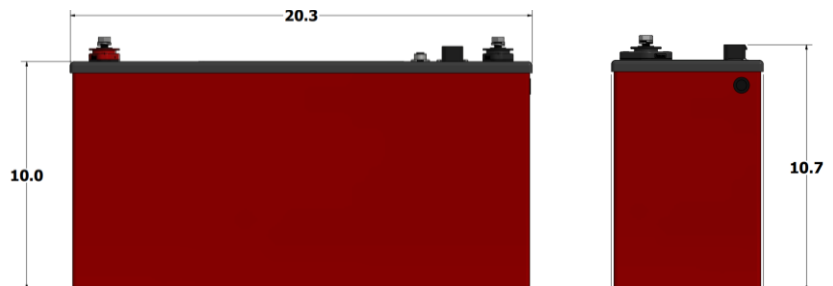
- NeverDie® Power Reserve (Spare Fuel) for Hotel Loads and Engine Cranking
- Over-Charge, Over-Discharge and Short-Circuit Protection (LVC, HVC, SCC)
- Low/High Temperature Charge/Discharge Protection
- Internal Heating Kit: Permits Charging as low as -20C/-4F
- Pushbutton On/Off switch for Safety and Storage
- Battery Gauge and Status Codes for Health Monitoring
- Bluetooth wireless telemetry with Lithionics Battery iOS and Android app
- CANbus telemetry in the RVIA RV-C format (Circular M12 port)
- An alternator Field Control Circuit (FCC) (AMPSEAL8)
- Remote LED illuminated On/Off Power switch (AMPSEAL8)
- Auxiliary DC Breaker control (AMPSEAL8)
- Up to 250A continuous charge/discharge current

ENERGY

320 AMP HOURS

PULSE AMPS: 1200 (1 SEC)

4096 WATT-HOURS



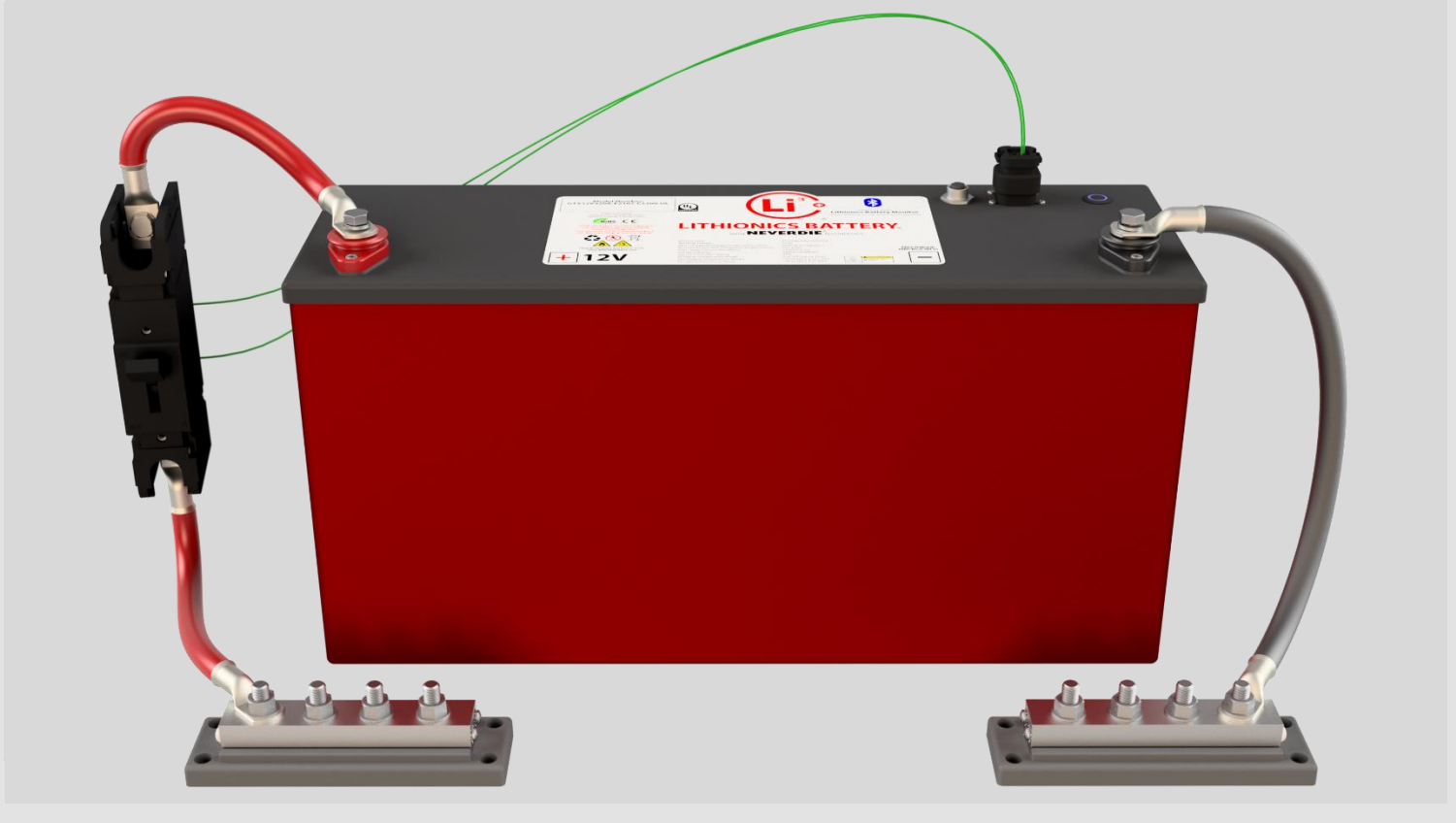
LITHIONICS BATTERY®

LITHIUM-ION IRON PHOSPHATE BATTERY SYSTEMS



PART NUMBER:
53-200 Auxiliary DC Breaker

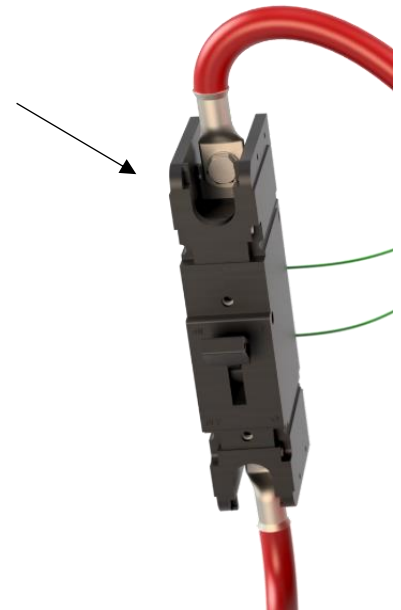
EXTERNAL
ACCESSORIES



About the Auxiliary DC Breaker

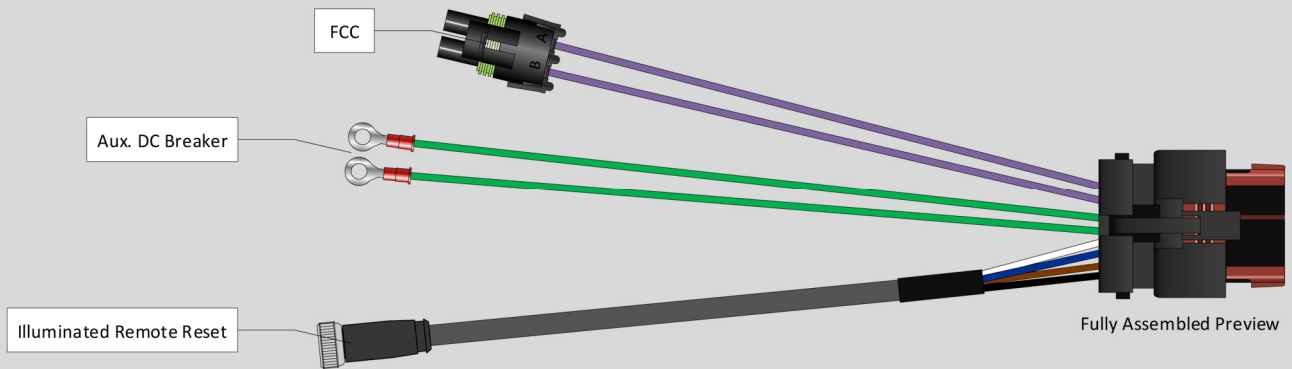
When the Auxiliary DC Breaker is connected to the GTX12V320A-E2107-CS200-UL battery it qualifies as a UL1973 Listed system. UL1973 Listing represents a high degree of safety and performance tested by Underwriter Laboratories. The system works by using the Auxiliary DC Breaker as a redundant disconnect device if the battery must be isolated from its loads. The Auxiliary DC Breaker also replaces the need for a fuse and can serve as a manual disconnect for storage and maintenance via its toggle switch.

The 2 control wires for this added feature are wired through the 8-pin AMPSEAL connector.



PART NUMBER:
75-H1FCR-CS2-UL Ampseal 8 Harness Kit

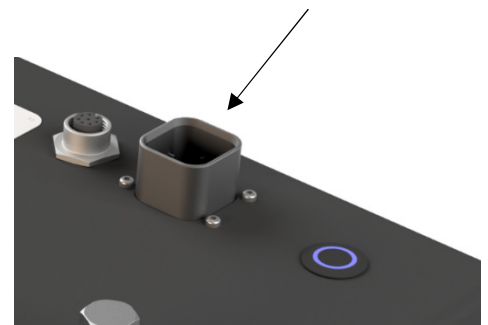
EXTERNAL
ACCESSORIES



Feature	Description
FCC	Alternator Field Control Circuit
Remote Reset Switch	Illuminated Remote Momentary Power Switch
Aux. DC Breaker	Support for UL Aux. DC Breaker

About the AMPSEAL-8 Connector

The mating Ampseal 8 connector kit is designed for use with any battery equipped with the NeverDie® Compact Series 200 Internal Battery Management System (BMS). The 8 pin Ampseal connector is located on the top of the battery and is used to access the BMS's ported features. This allows implementation of the combination of BMS functions listed above. Mating cable extensions are optional and available separately per the part numbers listed below.



Optional Mating Extensions:		
Part Number	Model	Description
75-149-180	FCC Extension	Dual Weatherpack Connector to Bare Wires, 15ft Length
75-224-196	Illuminated Remote Reset	M8 Connector to Illuminated Remote Switch, 16ft Length

Note: Contact factory regarding mating connections for CANBus feature.